


Aa



Aa Aa Aa Aa

Aa Aa Aa Aa


Aa Aa Aa Aa

Aa Aa Aa Aa

Aa Aa Aa Aa



A a



A a A a A a A a

A a A a A a A a

A a A a A a A a

A a A a A a A a

A a A a A a A a



Bb



Bb Bb Bb Bb

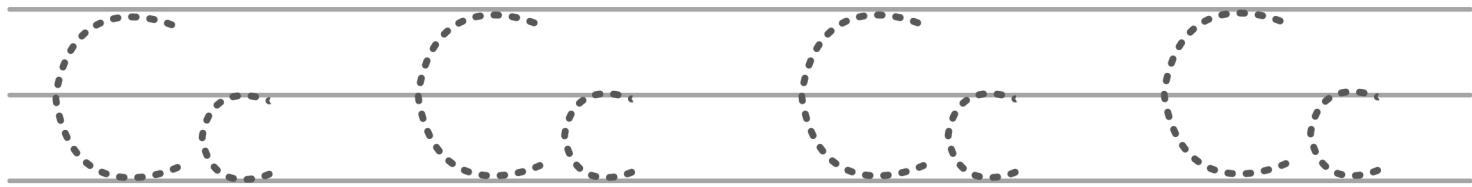
Bb Bb Bb Bb

Bb Bb Bb Bb


Bb Bb Bb Bb

Bb Bb Bb Bb





Dd



Dd Dd Dd Dd

Dd Dd Dd Dd

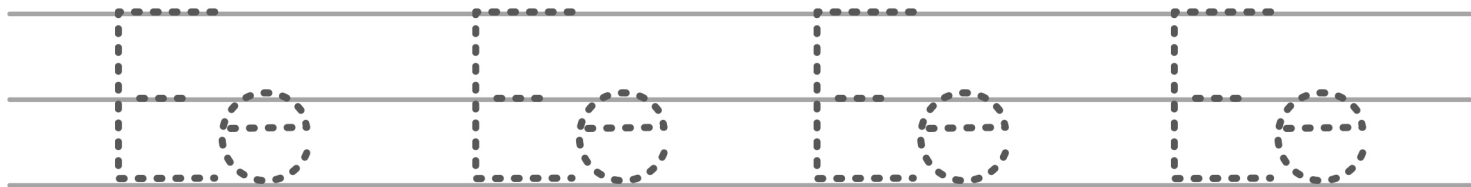
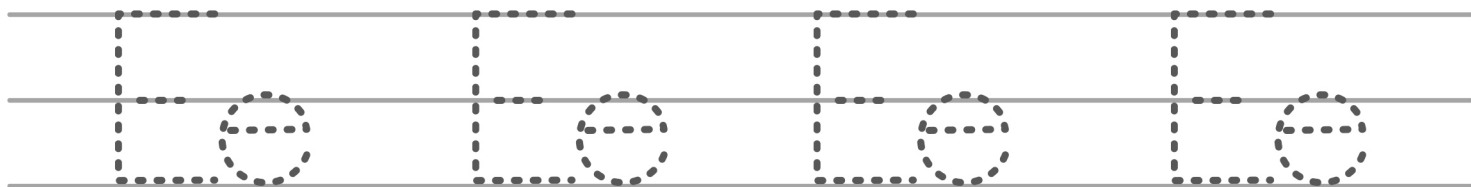
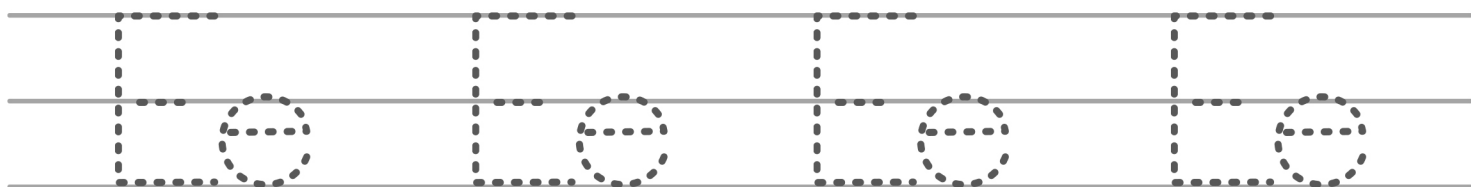
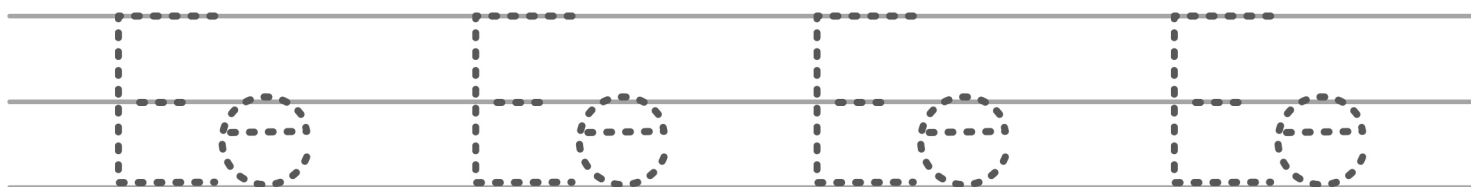
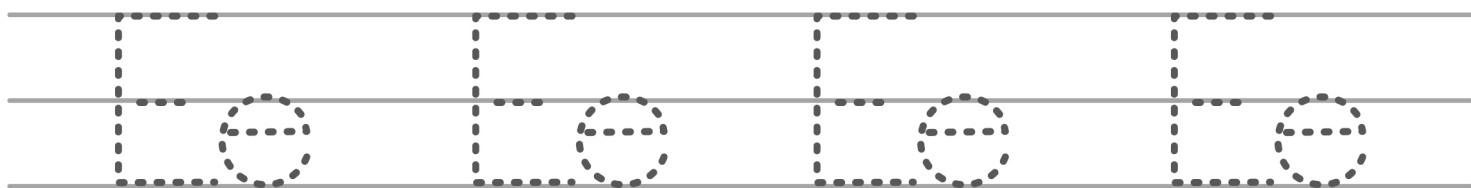

Dd Dd Dd Dd

Dd Dd Dd Dd

Dd Dd Dd Dd



Ee



Ff



Ff Ff Ff Ff

Ff Ff Ff Ff

Ff Ff Ff Ff

Ff Ff Ff Ff

Ff Ff Ff Ff



Gg

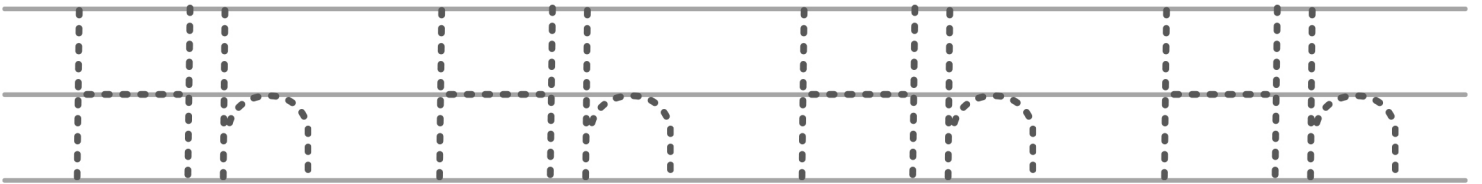
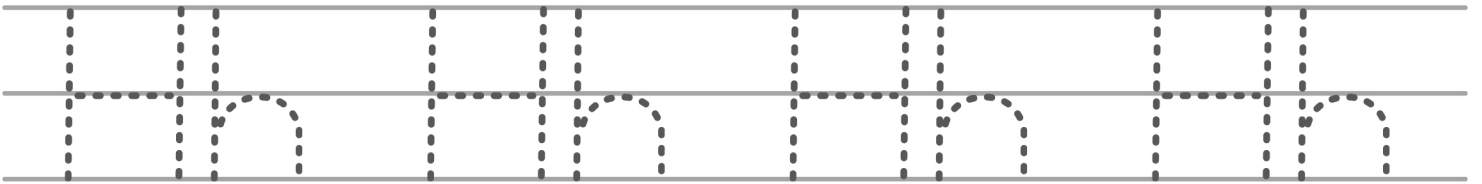
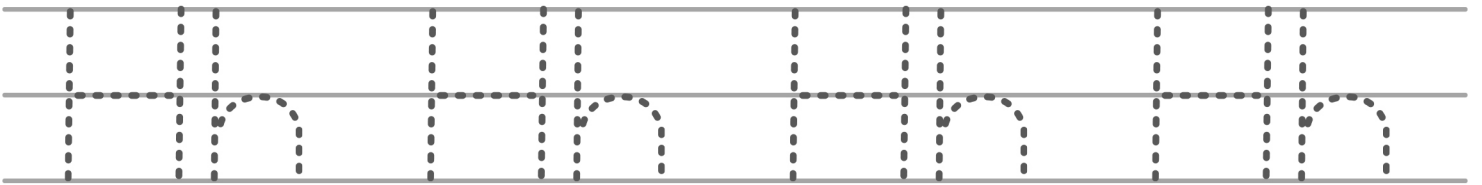
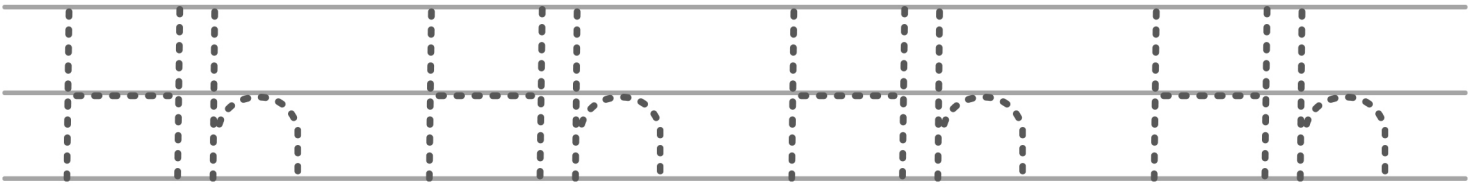
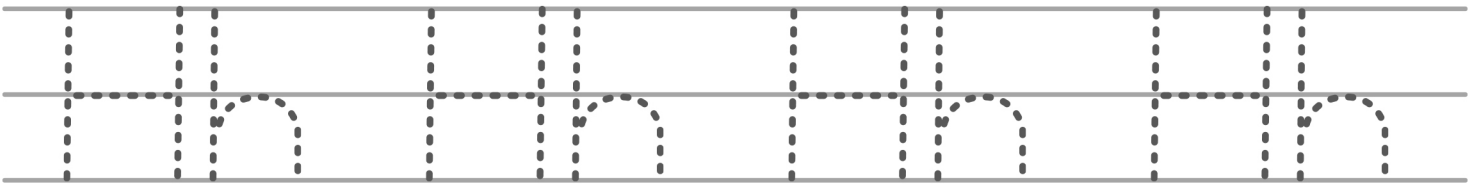




Tracing practice for the letter Gg. The page contains five rows of handwriting lines. Each row features four pairs of dashed uppercase 'G' and lowercase 'g' for tracing.





H h






Tracing practice lines for the letter 'I'. Each row contains six pairs of dashed uppercase 'I' and lowercase 'i' characters on a three-line grid.



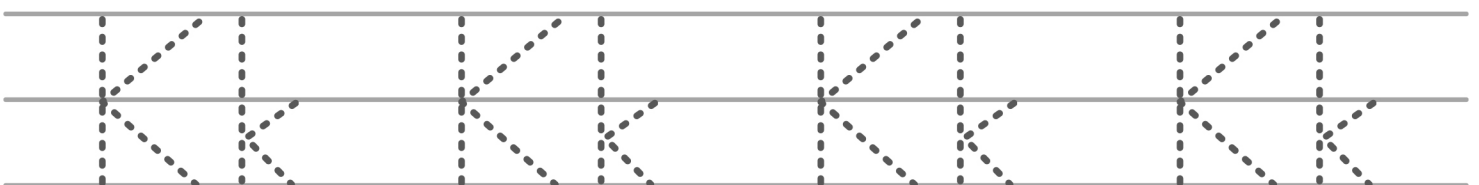
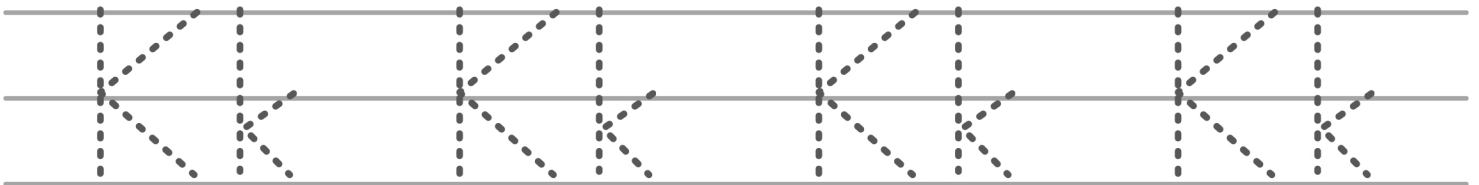
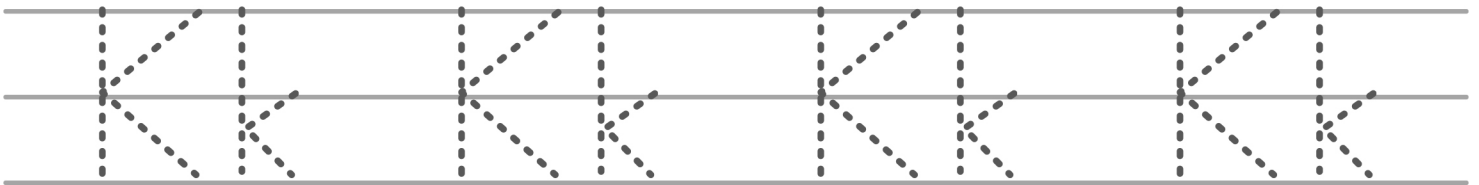
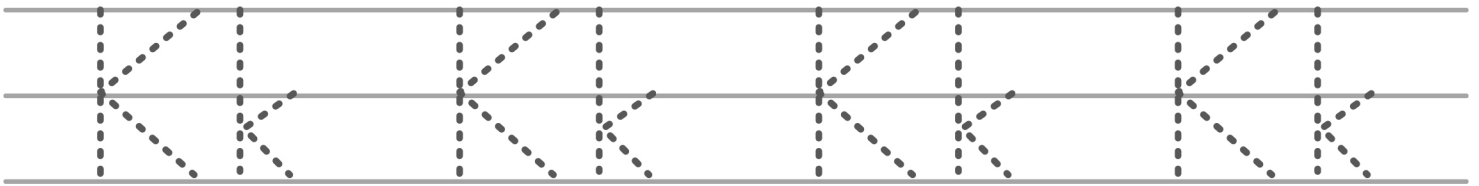
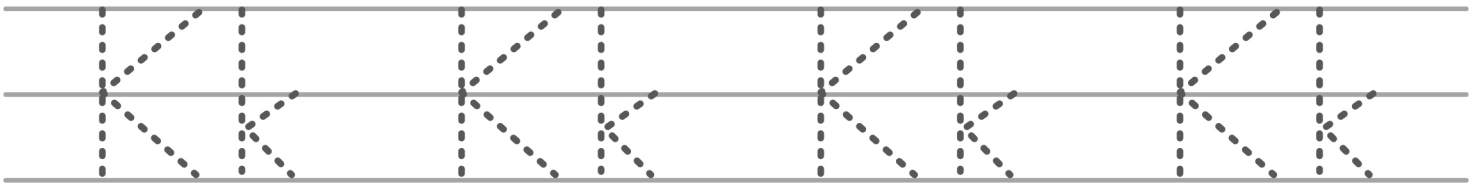

Jj





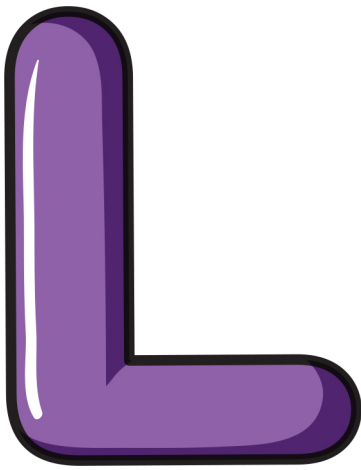


Tracing practice for the letter 'Jj'. The page contains six rows of handwriting lines. Each row consists of four horizontal lines (top, middle, bottom, and descender). In each row, there are four pairs of dashed letters 'Jj' for tracing. The first row is the largest, and the letters decrease in size in each subsequent row.




K k





Mm



Mm Mm Mm

Mm Mm Mm

Mm Mm Mm

Mm Mm Mm

Mm Mm Mm



Nn



Nn Nn Nn Nn

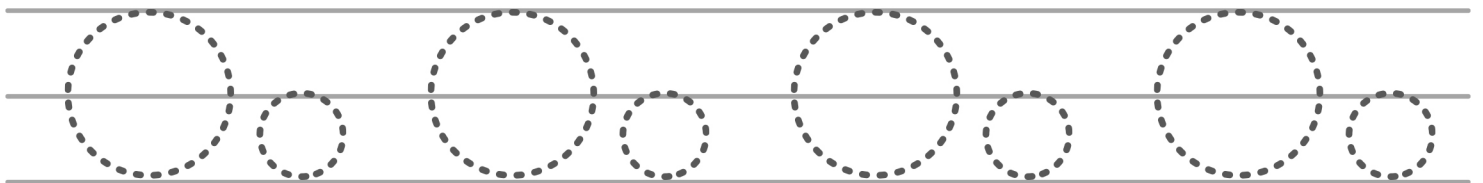
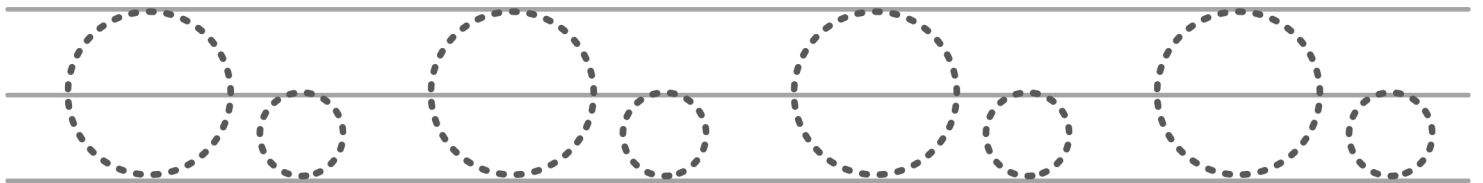
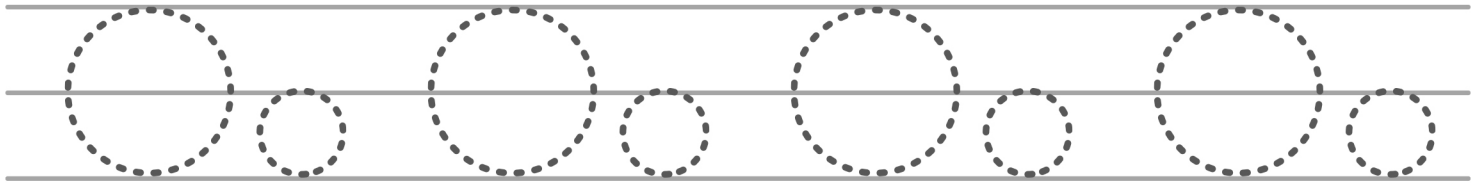
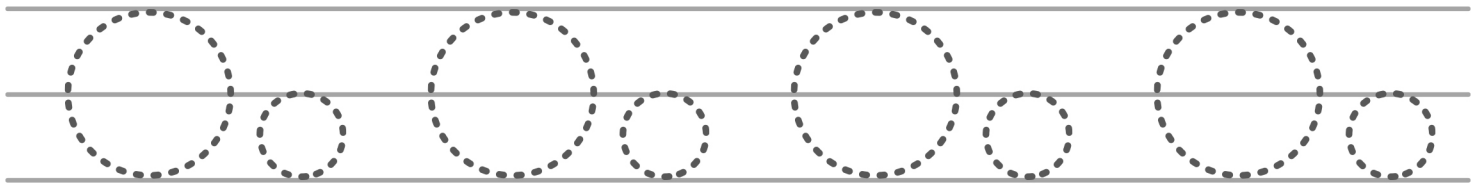


Nn Nn Nn Nn

Nn Nn Nn Nn

Nn Nn Nn Nn

Nn Nn Nn Nn







P p



Handwriting practice section with five rows of dashed uppercase 'P' and lowercase 'p' on a four-line grid for tracing.



Qq



Tracing practice for the letter Qq. The page contains five rows of handwriting lines. Each row consists of four pairs of dashed letters 'Q' and 'q' for tracing. Each letter has a small arrow and a number '1' indicating the starting point and direction of the stroke.



Rr



Rr Rr Rr Rr

Rr Rr Rr Rr

Rr Rr Rr Rr

Rr Rr Rr Rr

Rr Rr Rr Rr



S s



S s S s S s S s

S s S s S s S s

S s S s S s S s

S s S s S s S s

S s S s S s S s





Handwriting practice lines for the letter 'T'. Each row consists of three horizontal lines (top, middle, bottom). The first row contains four pairs of dashed uppercase 'T' and lowercase 't' for tracing. The following four rows each contain four dashed uppercase 'T's followed by four dashed lowercase 't's, alternating between the two letters.



U u



U u U u U u U u


U u U u U u U u

U u U u U u U u

U u U u U u U u

U u U u U u U u





W w



W w W w

W w W w


W w W w


W w W w

W w W w









Zz



Tracing practice lines for the letter Zz. Each row contains a large dashed uppercase 'Z' followed by several smaller dashed lowercase 'z's, all on a set of three horizontal lines (top, middle, bottom).

